

# #PMCampBCN - PM Camp Barcelona



## PMCampBCN 2017 - Sessions

Please help to document the session and insights of participants in the wiki.

As the language of the PM Camp Barcelona is English - all contributions on this page and the following sub-pages are in English, even if the most content on openPM is in German, we are very glad to support the European PMCampBCN with this wiki.

## PMCampBCN 2015 - Sessions



Please find the official homepage of PMCampBCN [here](#).

And here is a short how-to-description how documentation in this wiki works:

## How to document on openPM?

Every Internet user has read Access in our wiki. For Contributions (such as the documentatation of your barcamp) Registration and Login is required. That's no big thing and we won't abuse your personal data, but in cases of complaints, violations of the Netiquette we Need a way to reach you for clarification.

How to register/sign-in?

Where do I find my barcamp documentation?

How can I create a page?

How to edit an existing page?

[How to format text?](#)

[How to insert pictures, tables, etc?](#)

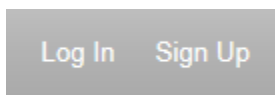
[How to insert a hyperlink?](#)

[How to insert Tweets \(Twitter\)?](#)

[If you need further assistance?](#)

## How to register/sign-in?

To Register/Sign-In please use the Buttons in the top right corner:



Follow the registration:

### Sign Up

---

Full Name

Email

Username

Password

Confirm Password

[Sign Up](#)

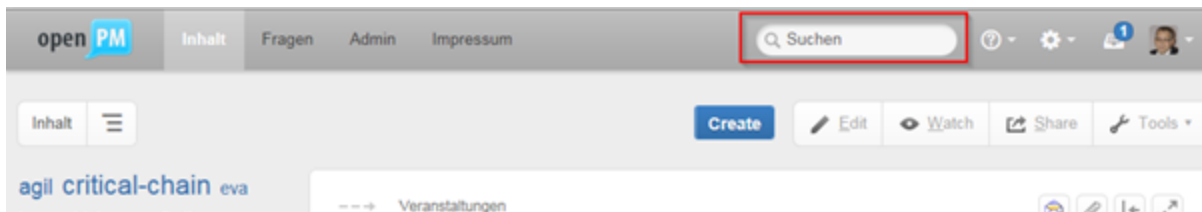
Wir informieren Dich regelmäßig mit unserem [Community Letter](#) über Neuigkeiten auf openPM.

Already have a username and password? [Log in here](#)

and Login

## Where do I find my barcamp documentation?

You can use the search function:

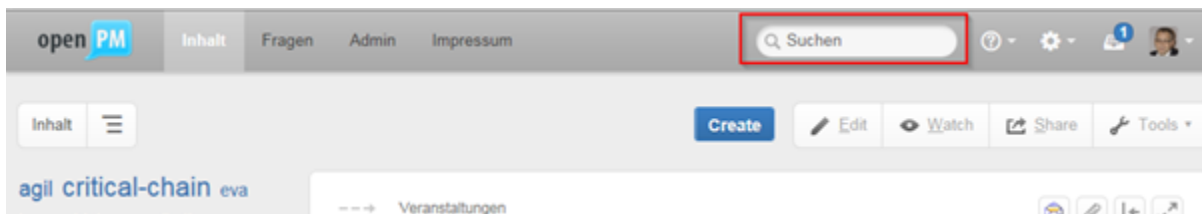


("Suchen" is German for search.)

Or for the PMCampBer use the links above... (PMCampBCN 2015 - Documentation)

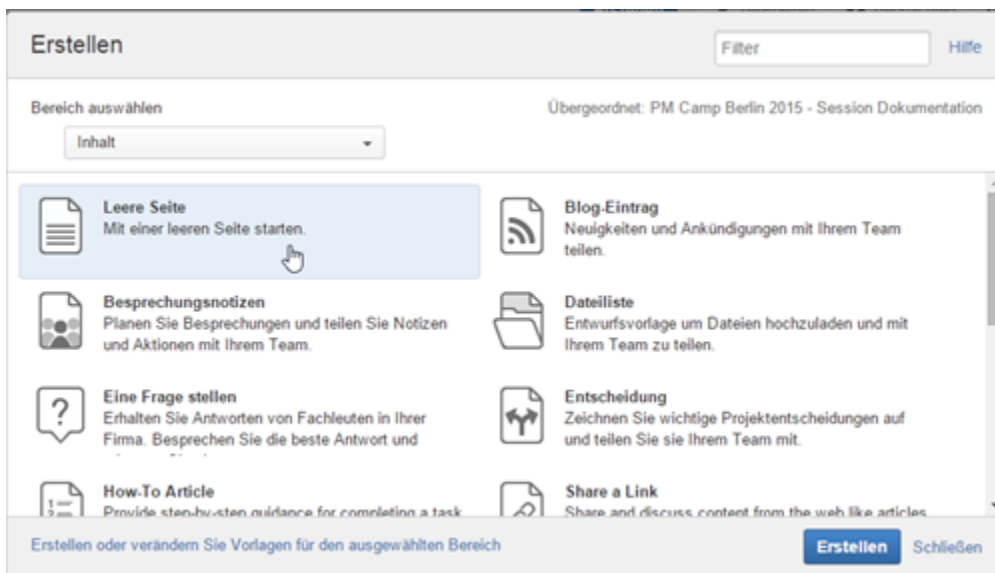
## How can I create a page?

When you want to create a page please navigate to the documentation page of your barcamp and then click "Create":



A new page will be created underneath the current page.

Please follow the dialogue:



Unfortunately parts of this dialogue are in German again. Bloody Germans! (As this comment was contributed by a German admin, it is not a violation of our netiquette):

"Erstellen" means Create


"Schließen" means Close

If your creating a session docu, please start your page title: "Docu: ..." and also use the tagging possibilities.

## How to edit an existing page?

It's not unpolite to edit someone else's page but a contribution - a gift! Please feel free to add additional information or sources, add a picture or correct a mistake. Comments and discussion are welcome.

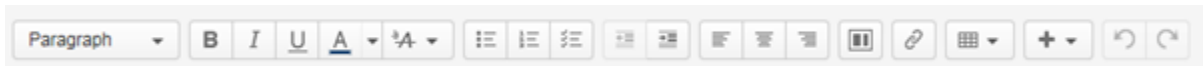
For editing just navigate to the page you want to edit and click "Edit":



And when you are done, don't forget to save your changes.

## How to format text?

...please use the editor functionality:



## How to insert pictures, tables, etc?

Again there are specific icons in the editor bar:



## How to insert a hyperlink?

Please mark the text you want to create a hyperlink for and click:



And follow the dialogue:

**Verknüpfung einfügen**
Hilfe

**Search**

Recently Viewed

Attachments

Web Link

Advanced

x

Alle Bereiche
▼
Suchen

- PMCampBCN** - Welcome to Barcelona!
- PMCampBER.pdf**
- PMCampBER\_Ergebnisse.jpg**

Verknüpfungsstandort

t

Verknüpfungstext

Tipp: Geben Sie "t" in den Editor ein, um eine Liste von vorgeschlagenen Seiten anzuzeigen und eine Ver...

Einfügen
Abbrechen

Again this dialogue is partly in German:

"Verknüpfung einfügen" = Insert a Hyperlink

"Suchen" = Search

"Verknüpfungsstandort" = The hyperlink itself (e.g. [http://....](http://...) - not needed if you refer to another wiki page.)

"Verknüpfungstext" = The text how the hyperlink will be displayed on the page

"Einfügen" = Insert

"Abbrechen" = Cancel

The various options are:

**Search:** Search for another page in the wiki you want to refer to. Just start entering the title of that page.

**Recently Viewed:** Offers you the wiki pages you recently visited. Quite helpful if you just created a new page and now want to insert hyperlinks to that page on other pages.

**Attachments:** You can add file attachments to a page (see section "How to insert pictures/...?" above). Using this option you can create a hyperlink referring to one of those attachments of a page.

**Web Link:** A hyperlink referring to any url in the internet.

## How to insert Tweets (Twitter)?

To include a tweet on a page just copy the twitter url into the editor:

Inhalt / Inhalt / Pages / ... / PM Camp Berlin 2015 - Session Dokume

# Komplexität in Projekten und darüber hin

Paragraph **B** *I* U A <sup>3</sup>A

Moderation: Alexander Tornow

In einer Großgruppenübung wurden zunächst typische Fragestellungen in Iterationen mit Austausch mit anderen Teams bearbeitet. Die Zusam

<https://twitter.com/agileChanges/status/642039209524641792>

The editor will automatically change this url into a widget:

Inhalt / Inhalt / Pages / ... / PM Camp Berlin 2015 - Sessi

# Komplexität in Projekten und darü

Paragraph **B** *I* U A <sup>3</sup>A

## Themensammlung

Widget Connector | url = <https://twitter.com/Vis>



twitter.com

And after saving the tweet will be included in the page such as:

*Meet Niels on the 2nd of Oktober @ #PMCampBCN. All participants get a free copy of his latest book. Let's BARCAMP! <https://t.co/avMSCBbeVG>*  
— PMCampBCN (@PMCampBCN) August 27, 2015

## If you need further assistance?

Do not hesitate to contact us by mail: [info@openpm.info](mailto:info@openpm.info).

As openPM is run by volunteers and non-profit we will not be able to offer 24/7 support but we will do our best and we are glad to support you.